


Save tax and aim to build wealth with **L&T Tax Advantage Fund.**

L&T Tax Advantage Fund (LTTAF) is an open-ended equity-linked saving scheme with a statutory lock-in of 3 years and tax benefit* investing predominantly in equity and equity-related securities. The tax benefits under LTTAF are as per the current provisions of section 80C of Income Tax Act. LTTAF provides tax savings with the potential to generate better returns in the long run.

See how Rs.1 lakh invested as **lump sum** has grown since inception (Feb 27, 2006)



Data as on January 31, 2022 for regular plan - growth option.

A Monthly **SIP** of **Rs.10,000** has grown to **Rs.64.54 lakhs** since inception (CAGR of **13.80%**)



SIP Performance

L&T Tax Advantage Fund - Regular Plan	1 Year	3 Year	5 Year	7 Year	10 Year	Since Inception
Total Amount Invested (₹)	120000	360000	600000	840000	1200000	1920000
Market value of the invested amount (₹)	130096	499860	860777	1356960	2529444	6454504
Scheme Returns (%)	15.89	22.49	14.40	13.45	14.26	13.80
Total Value of S&P BSE 500 TRI (B*) (₹)	132431	532558	958203	1520575	2761567	6394031
S&P BSE 500 TRI Returns (B*) (%)	19.67	27.13	18.77	16.64	15.90	13.70
Total Value of S&P BSE SENSEX TRI (AB*) (₹)	130418	506508	944719	1500514	2649362	6292688
S&P BSE SENSEX TRI Returns (AB*) (%)	16.41	23.45	18.19	16.27	15.13	13.53

Past performance may or may not be sustained in the future. SIP Return are calculated on XIRR basis. Dividend are assumed to be reinvested and bonus is adjusted. Load is not taken into consideration. For SIP returns, monthly investment of ₹10000 invested on the 1st day of every month has been considered.

*B: Scheme Benchmark, AB: Additional Benchmark

Scheme Performance vs. benchmarks (as on January 31, 2022)

(Regular Plan - Growth)	1 year		3 year		5 year		Inception Date	Since Inception	
	CAGR Returns (%)	PTP Returns* (in ₹)	CAGR Returns (%)	PTP Returns* (in ₹)	CAGR Returns (%)	PTP Returns* (in ₹)		CAGR Returns (%)	PTP Returns* (in ₹)
L&T Tax Advantage Fund (G)	30.09%	13,028	15.90%	15,573	13.20%	18,591	27/Feb/2006	13.88%	79,378
S&P BSE 500 TRI [§]	33.26%	13,347	19.85%	17,222	16.68%	21,637		12.97%	69,870
S&P BSE SENSEX TRI [^]	26.45%	12,662	18.26%	16,546	17.33%	22,246		12.86%	68,800

Past performance may or may not be sustained in the future. Returns greater than 1 year period are compounded annualized. Dividends are assumed to be reinvested and bonus is adjusted. Load is not taken into consideration. Different plans viz. Regular Plan and Direct Plan have different expense structure. [§]Benchmark [^]Additional Benchmark ^{*}Point-to-Point (PTP) returns on Standard Investment of Rs. 10,000/-.

Other funds managed by Ms. Cheenu Gupta

Period	1 Year		3 Year		5 Year	
	Scheme return%	Benchmark return%	Scheme return%	Benchmark return%	Scheme return%	Benchmark return%
L&T Large and Midcap Fund [¶]	27.87	27.28	16.33	21.48	12.78	17.52
L&T Hybrid Equity Fund [¶]	22.27	20.78	14.23	16.24	11.24	13.75
L&T Equity Savings Fund [¶]	17.12	12.74	10.27	10.90	8.12	10.01
L&T Conservative Hybrid Fund [¶]	10.18	7.00	8.87	10.48	7.06	8.69

Other funds managed by Mr. Vihang Naik

L&T Focused Equity Fund [¶]	26.48	33.23	16.57	19.63	NA	NA
L&T Midcap Fund [¶]	30.60	46.26	16.84	25.64	13.88	18.54
L&T Flexicap Fund ^{¶^}	28.58	33.26	15.39	19.85	12.36	16.68
L&T Balanced Advantage Fund ^{¶+}	8.96	15.79	9.45	14.36	8.13	12.40

[¶]Also managed by Mr. Venugopal Manghat. [¶]Fund is co-managed by Mr. Vihang Naik and by Mr. Sonal Gupta (for investments in foreign securities). [¶]Fund is co-managed by Mr. Venugopal Manghat and Mr. Praveen Ayathan for equity portion and Mr. Jalpan Shah (Debt Portion). ⁻Also managed by Ms. Cheenu Gupta. [¶]Fund is co-managed by Mr. Praveen Ayathan for equity portion and Mr. Jalpan Shah (Debt Portion). [^]Co-managed by Mr. Sonal Gupta (for investments in foreign securities). [¶]Fund is co-managed by Mr. Shiram Ramanathan for Debt Component, Mr. Sonal Gupta for foreign securities, Mr. Venugopal Manghat for Equity Component. [¶]Fund is co-managed by Mr. Venugopal Manghat (equity portion) & Mr. Jalpan Shah (Debt Portion).

With effect from February 9, 2021, due to change in fundamental attributes like categorisation asset allocation pattern etc. L&T Equity Fund is renamed as L&T Flexicap Fund. Refer details of the change in our notice dated Jan 5, 2021.

Past performance may or may not be sustained in the future. Returns greater than 1 year period are compounded annualized. Dividends are assumed to be reinvested and bonus is adjusted. Load is not taken into consideration. Ms. Cheenu Gupta manages or co-manages 9 schemes and Mr. Vihang Naik manages or co-manages 8 schemes of L&T Mutual Fund respectively. Performance data of other schemes primarily managed by the fund managers is given in terms of SEBI circular dated March 15, 2017. This performance is on the basis of the 3 years CAGR of Regular plan - Growth. Different plans viz. Regular Plan and Direct Plan have different expense structure.

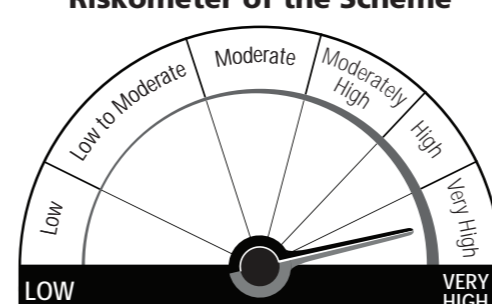
Follow us on

This product is suitable for investors who are seeking*

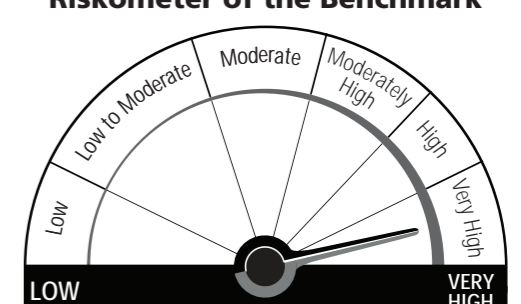
- Long term capital growth
- Investment predominantly in equity and equity-related securities

*Investors should consult their financial advisers if in doubt about whether the product is suitable for them.

Riskometer of the Scheme



Riskometer of the Benchmark



All data mentioned above is as on January 31, 2022, unless otherwise stated above.

Mutual Fund investments are subject to market risks, read all scheme related documents carefully.